

CANADA MORTGAGE AND HOUSING CORPORATION

Covered Bonds Business Supplement

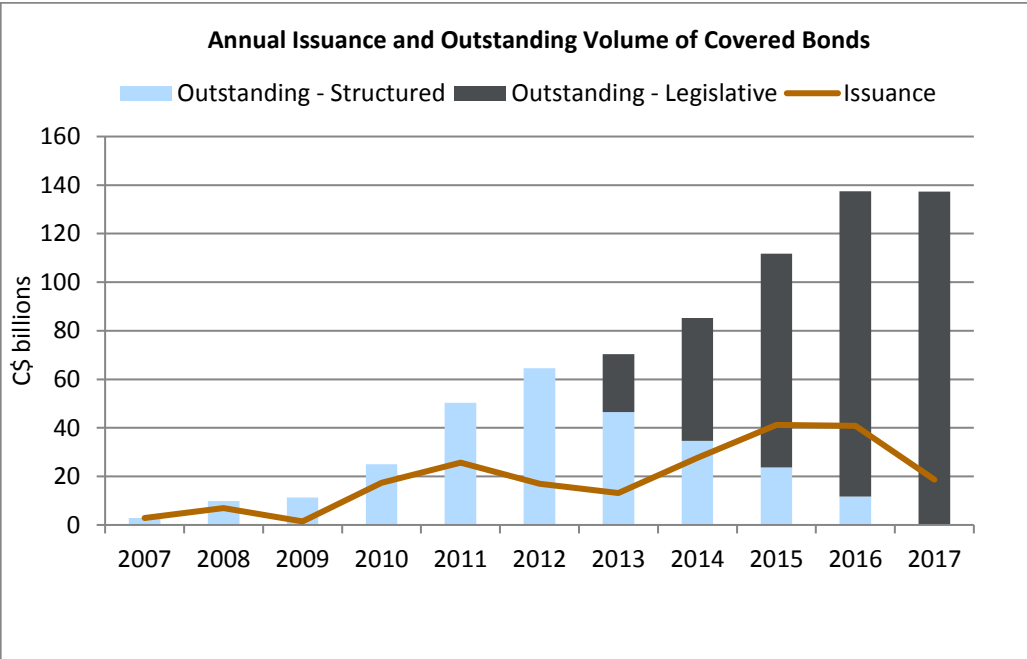
Fourth QUARTER
December 31st, 2017

The Covered Bonds Business Supplement document is based on publicly available information and provides an overview of covered bond activities undertaken by Canadian financial institutions. For greater details on the requirements and policies of Canadian registered covered bonds, refer to the *Canadian Registered Covered Bond Programs Guide* (<https://www.cmhc-schl.gc.ca/en/hoficlincl/cacobo/upload/canadian-registered-covered-bond-programs-guide-en.pdf>)

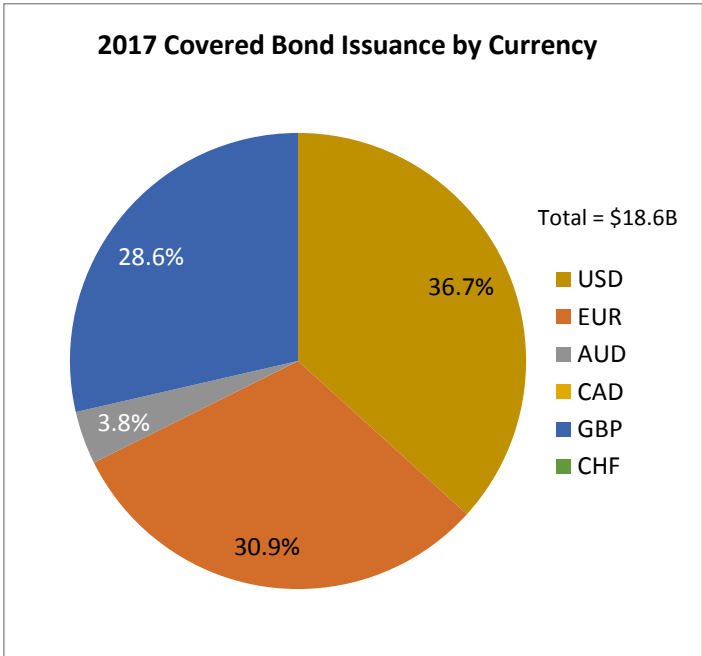
ANNUAL ISSUANCE AND OUTSTANDING VOLUME OF COVERED BONDS

The 2012 amendments to the *National Housing Act* established a legal framework for the registration of covered bond programs in Canada. Under the Act, CMHC is responsible for maintaining a registry of covered bonds issuers and programs and acts as the administrator for the legislative covered bonds framework. Prior to 2012, covered bonds issued by Canadian financial institutions were issued under structured programs without statutory protection for investors. The Government and CMHC do not provide any guarantees or backing for covered bonds, and covered bond collateral must be composed of one- to four-unit uninsured residential mortgage loans.

The amount of covered bonds outstanding issued by Canadian financial institutions has increased gradually since 2007. As of December 2017, the amount of covered bonds outstanding issued under the legislative framework amounted to \$137.1 billion and the 2017 issuance amounted to \$18.6 billion.



Source: Registered Issuers' websites



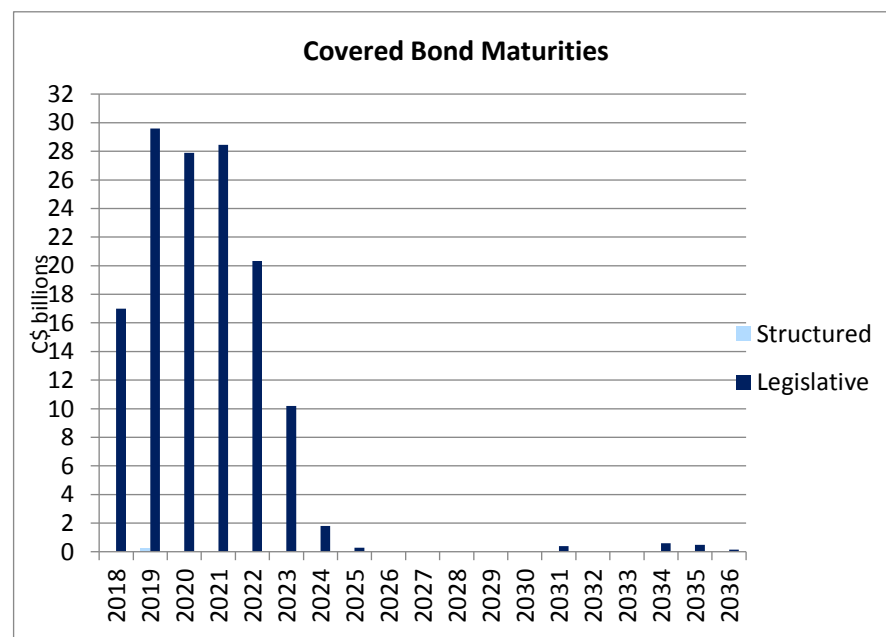
Source: Registered Issuers' websites

COVERED BONDS ISSUANCE CAPACITY

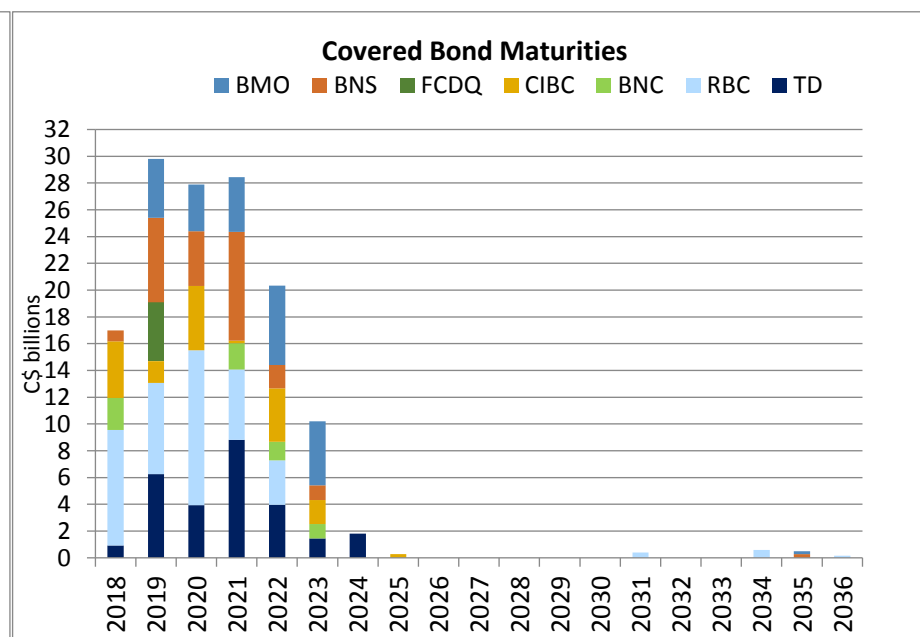
Canada's six largest banks (Bank of Montreal, Bank of Nova Scotia, Canadian Imperial Bank of Commerce, National Bank of Canada, Royal Bank of Canada, Toronto-Dominion Bank) and Fédération des caisses Desjardins du Québec have registered covered bonds programs.

Under federal and provincial regulatory requirements, the aggregate amount of covered bonds issued by an institution cannot exceed 4% of its total assets as set and calculated by the regulatory bodies. The regulatory covered bond was \$202 billion as at December 2017. At this point, all Issuers have the capacity to issue additional covered bonds. Future bond redemptions will also provide additional issuance capacity.

As at 31 December 2017	BMO	BNS	FCDQ	CIBC	NBC	RBC	TD	TOTAL
Total Covered Bonds Outstanding (C\$ Equivalent)	22.8	22.4	4.3	16.9	6.8	36.7	27.1	137.3
Legislative Program	22.8	22.4	4.3	16.7	6.8	36.7	27.1	137.1
Structured Program	0.0	0.0	0.0	0.2	0.0	0.0	0.0	0.2
Total Regulatory Covered Bond Limit	28.1	37.0	9.1	22.1	9.4	46.0	49.9	202.0
Remaining Issuance Capacity	5.2	14.6	4.7	5.2	2.6	9.3	22.8	64.6
Total Outstanding as a % of Regulatory Limit	81.3%	60.6%	48.2%	76.4%	72.1%	79.7%	54.2%	68.0%



Source: Registered Issuers' websites

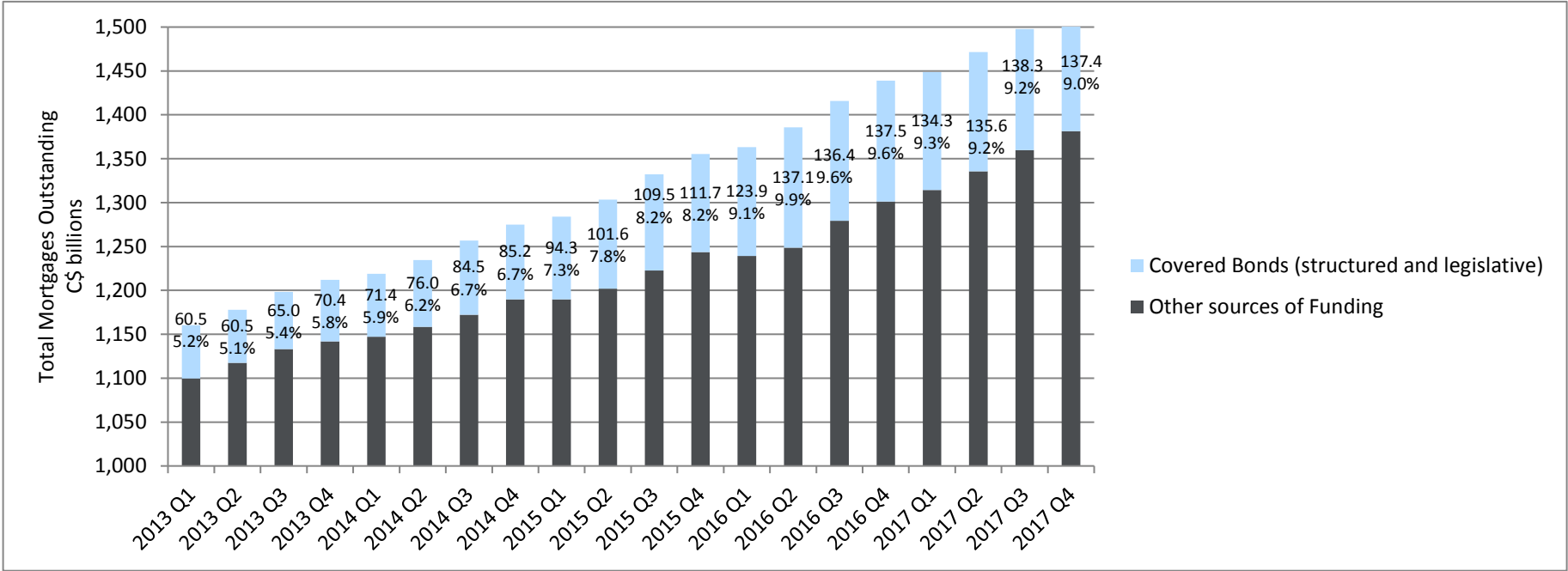


Source: Registered Issuers' websites



COVERED BONDS AS A SOURCE OF FUNDING

Canadian lenders have continually increased their use of covered bonds as a source of funding. Covered bond funding as a percentage of the total mortgage market increased from 5 % in early 2013 to over 9 % in 2017.



Sources: Bank of Canada website, Registered Issuers' websites

REVENUES AND EXPENSE FOR THE ADMINISTRATION OF THE COVERED BONDS FRAMEWORK

The NHA requires that fees for the registration of covered bond issuers and programs as well as ongoing expenses be commensurate with the expenses incurred by CMHC in performing its duties with respect to the administration of the registered covered bond framework.

The fee structure at the inception of the program was \$350,000 for the application fee and \$350,000 for the annual fee. The annual fee per issuer decreased in 2016 to \$250,000 and to \$225,000 in 2017. In December 2017, CMHC announced the annual fee will decrease from \$225,000 to \$175,000 per issuer and the application fee remains unchanged at \$350,000. CMHC will continue to monitor the fees and related expenses to ensure CMHC administers the legislative covered bond program on a cost recovery basis.

	Application Fee	Issuer Annual Fee
2018	350,000	175,000
2017	350,000	225,000
2016	350,000	250,000
2013-2015	350,000	350,000

	Total since inception (2012 – 2016)	2017
Fees Earned	11,550,000	1,925,000
Expenses		
Internal	5,672,843	1,053,635
External	4,967,417	19,178
Total Expenses	10,640,260	1,072,813

