



# KEEPER OF MY HOME

Teaching Children and Young People About Caring for a Home

## GRADE 3 TEACHER'S OUTLINE

Location: **Northwestern  
British Columbia  
and Yukon**

Nation: **Tlingit Nation**



# Description of the e-learning resources of Keeper of my Home

## GRADE 3

### GENERAL

These e-learning activities can be used conjointly with the classroom content, or independently, as stand-alone activities.

After successfully completing each game, the students will receive a “carving,” a virtual token of completion. Upon completing all four games in a grade, the student will have the opportunity to print a certificate of completion from which they can cut out the four carvings. The teacher or the school can print out and put up on a wall a [tree design](#) on which the students can paste their cut out carvings.



In each game, the student can listen to the audio instructions again by clicking on the audio bubble in the upper left corner.



### 3.1

#### Description:

This hidden object game features 6 objects, all of which are linked to traditional chores that relate to water in some way. The student needs to find each object in order to complete the game: the boiling pot, the cup, the washboard, the fishing spear, the canoe and the soap. Each object has two possible locations.

#### Learning objective:

With the help of this game, the student understands the importance of water in our daily life and becomes aware that the traditional activities of the Tlingit Nation are not that different from those that we know today: drink, cook, fish, travel, wash ourselves and our clothing. During this activity, the player learns about traditional objects, such as the washboard and the fishing spear, and how they were used. By completing the game, the student receives information about Tlingit canoes.

#### Visual and answer key:



To obtain the carving, the student must find the 6 objects hidden in the image.

#### Carving: Canoe



“Tlingit canoes were used for hunting, fishing and transporting whole clans on water. They are a symbol of the community.”



### 3.2

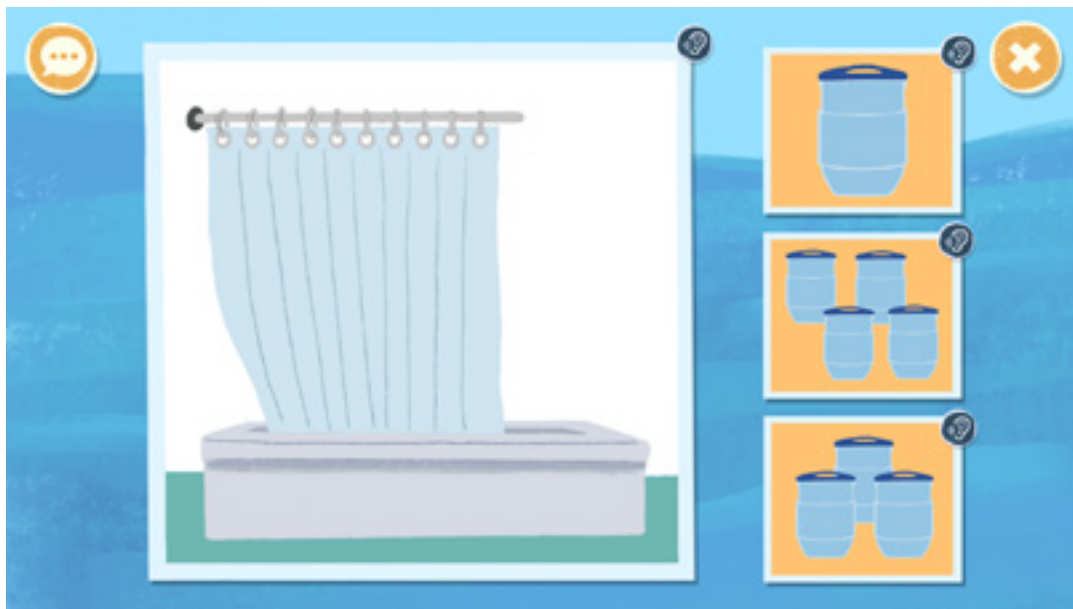
#### Description:










The student needs to help Kyle by finding the right quantity of water that is used for each of the following daily activities: washing clothes, doing the dishes, brushing your teeth, taking a bath, and flushing the toilet. To complete the game, the player must answer each of the 5 questions correctly.

#### Learning objective:

This game allows players to learn about the importance of water in our everyday lives and the reasons why it should be used responsibly. This quiz helps the player discover the quantity of water used for many daily activities, in addition to receiving advice on how to avoid wasting water. By completing the game, the student receives information about an important fish to the Tlingit Nation, the salmon.

#### Visual:



Water quantities					
	1 liter		5 liters		10 liters
	20 liters		30 liters		50 liters
	100 liters		150 liters		200 liters



**Answer key:**

- How much water do you think the average person uses when brushing their teeth? **5 liters**
- How much water do we use to clean dishes in the sink? **100 liters**
- How much water do you use when washing clothes? **150 liters**
- How much water does a typical toilet use? **20 liters**
- How much water is used when taking a bath or a shower? **150 liters**

To obtain the carving, the student must answer all 5 questions correctly.

**Carving: Salmon**



“Just like salmon, water is vital to all humans.”



### 3.3

#### Description:

The student needs to help Kyle identify which chores he can complete himself and which ones he should leave to an adult. To complete the game, the player needs to answer each of the 10 questions of the quiz.

#### Learning objective:

This game helps the student associate various chores with the tools used to complete them or understand the risks. In a playful manner, the game teaches the student that at their age, they are old enough to take on responsibilities around the house and there are many ways they can help their parents. By completing the game, the student learns about an important traditional object for members of the Tlingit Nation: the Chilkat blanket.

#### Visual:



#### Answer key:

- Folding laundry: **the student can do it alone.**
- Set the table: **the student can do it alone.**
- Putting away toys: **the student can do it alone.**
- Bundle up firewood: **the student can do it alone.**
- Clean the windows: **the student can do it alone.**
- Change a lightbulb: **an adult should take care of it.**
- Fix a broken toy: **an adult should take care of it.**
- Spool a fishing line onto a reel: **the student can do it alone.**
- Fix a broken window frame: **an adult should take care of it.**
- Mop the floors: **the student can do it alone.**



To obtain their carving, the student must answer all 10 questions correctly.

**Carving: Chilkat blanket**



“The Chilkat blanket was made by our ancestors; it was teamwork. The men hunted the goat and created the designs, and the women did the weaving.”



### 3.4

#### Description:

This quiz includes 8 questions relating to fire prevention measures and steps to take in case of fire. To complete the game, the student must answer each question correctly by choosing either the right steps to take, the right person to contact or the right tool to use.

#### Learning objective:

In this game, the student learns various safety rules relating to fire prevention, such as the importance of knowing the location of emergency exits in every room of the house. By answering the quiz, the player learns the right steps to take to prevent a fire, what to do if a fire starts in their home or if their clothing accidentally catches fire. By completing the game, the student learns about the traditional housing of the Tlingit Nation.

#### Visual:



#### Answer key:

- In case of a fire, what should you do? **Get out by a door or window.**
- If your clothes catch fire, what should you do? **Stop, drop and roll.**
- When a room fills with smoke what do you do? **Get low and go.**
- In each room, you should always identify places to go in case of a fire. Which ones? **A door and a window.**
- Which objects can prevent a fire? **A smoke detector and batteries.**
- Which objects can help in case of a fire? **A fire extinguisher.**
- If there is smoke under your bedroom door what do you do? **Exit by the window.**





To obtain the carving, the student must answer all 8 questions correctly.

**Carving: Tlingit house**



“Our ancestors lived in Tlingit houses, where up to 50 people could live.”